

The Passing Track

July-August 2011

Newsletter of the Rogue Valley Model Railroad Club

PO Box 1362—Medford, OR 97501

Home page is <http://rvmrc.net>



NMRA Joint Convention in Medford May 2012

A joint effort between Pacific Northwest Region and Pacific Coast Region to hold a joint convention in 2012 to be held in Medford, Oregon on May 2 through 6, 2012. The Convention venue is the Medford Red Lion Hotel. All “inside” activities (Clinics, meetings, contest, etc.) are planned to be conducted in the hotel. Several significant outside activities are in the planning stages. These include, but are not limited to: a smorgasbord of model railroading activities you've come to expect, including clinics, contests, prototype tours, layout tours, operating sessions, breakfasts, banquet, and more!

Early indications are that the Railroad Park will be the site of one of the Convention's field trips, and the Club is entertaining hosting an operations session for Convention guests.

Check the web site for specific information at <http://www.pcrnmra.org/conv2012/>

Registration: All participants in the Siskiyou Summit 2012 PNR-PCR Joint Convention must be members in good standing of the National Model Railroad Association (NMRA). Membership information is available at the [NMRA website](http://www.nmra.org). A 6-month Rail Pass (\$9.95) is available to encourage participation and have a 'look-see' without a long-term commitment and is included as a line item in the registration form.

“Early Bird” Special: Register early and take advantage of the "Early Bird" special rate of \$45.00, good through October 31, 2011. Starting November 1st, the full-fare registration will be \$55.00. See the "[Registration](http://www.pcrnmra.org/conv2012/registration.html)" page (<http://www.pcrnmra.org/conv2012/registration.html>) for additional information and how to register. Contact Bruce McGarvey for any questions.

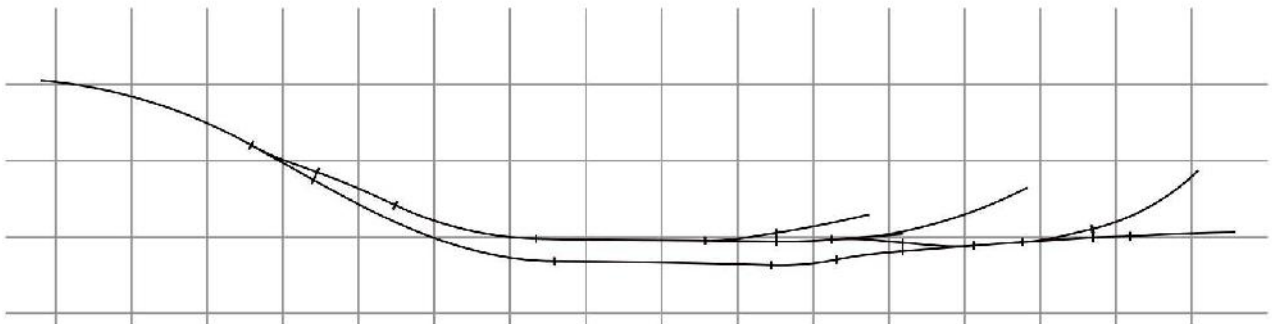
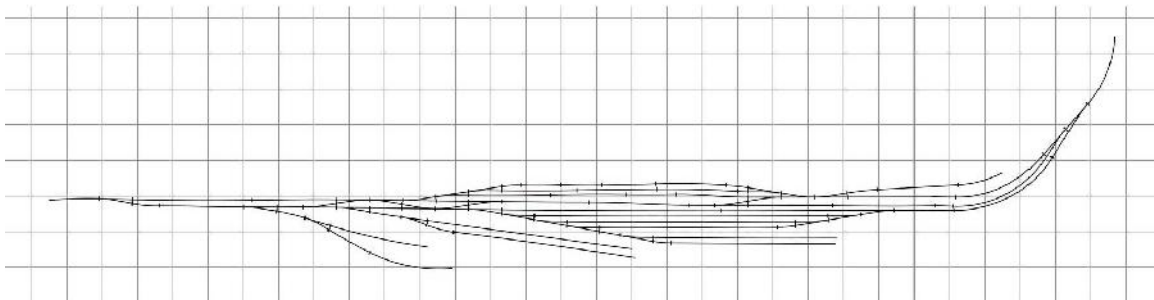
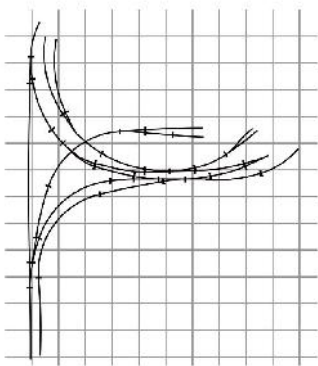
Cartography Project: Test Your Knowledge

by Ron Harten

To recap, next year's regional NMRA meeting is in Medford, and the P&E will likely host several operating sessions during the meeting. It was noted that the P&E did not have a detailed track plan, so I decided to draw one up. Using a program called 'Empire Express', I have completed the track plan. Along the way I have come to know the P&E track plan quite well. Now is the opportunity for you to test your knowledge.

How well do you know the P&E layout? Here are a series of questions to check your knowledge and get you better acquainted with the layout.

Question 1) Where are these track configurations on the layout?



Question 2) Where does the left track in this picture go?



- a) Butte Falls,
- b) the mystery track from which trains do not return (eBay?)
- c) hidden storage

Question 3) How many turnouts (switches) are on the layout?

Question 4) How much track is on the layout?

Question 5) How long is the main line?

Question 6) What is the car capacity of Crater Yard?

Question 7) How many different continuous loops exist on the layout?

Bonus Question 8) How long does a train take to circumvent the entire mainline traveling at 30 scale miles per hour. Hint: You'll need the scale of HO to figure out how many real feet 1 foot of HO track represents.

See page 5 for the answers!

Tidying Up Around the Layout

While construction work on the layout takes a summer vacation along with the rest of us, there is still some progress being made.



(Top) Location labels help the public (and new club members) understand the geographic locations on the layout.

(Below) the trim work on the fascia below Butte Falls gives the layout a "finished" look



Answers to Layout Test

Q1) - (Top Diagram) MEDCO; (Middle Diagram) Crater Yard; (Bottom) Eagle Point

Q2) C

Q3) 185 turnouts

Q4) 1730 feet

Q5) 531 feet (8.8 scale miles)

Q6) 50 (50ft) cars

Q7) 4

Main (KF- Medford)
Upper Level
Klamath Falls Peninsula
Lower Level

Bonus Question: At 1:87 scale, each foot of track is 87 real feet. Thus, 531 feet of Club mainline equals 46,197 real feet or 8.8 miles. At 30 miles per hour, it takes 17.6 minutes to go the 8.8 real miles. ($8.8 \text{ miles} / 30 \text{ mph} = .29 \text{ hours}$ or 17.6 minutes)--and you thought your high school algebra was useless!

September 2011 Calendar of Events

**Please sign up for engineer and conductor assignments upon arrival. By coming before the session starts, you have time to setup/acquire throttles, radios, and motive equipment, if needed, as well as become familiar with the assignment. Operations session begins promptly at 10:30.

General Construction/New Layout Saturdays

Generally From 10:00 AM to 4 PM

Board Meeting

2nd Wednesday of each month
September 14
7:00 PM to 8:30 PM

Operations Session**

2nd Saturday of Each Month

Saturday, September 10
10 am to 3 pm

General Membership Meeting

4th Wednesday of each month
7:00 PM to 8:30 PM

RAILROAD TIME CARDS 2011

Sep 8-11 - SPH&TS 2011 Convention, Doubletree Hotel, Portland-Lloyd Center.

<http://www.sphts.org/convention/>

Sep 9 – *Alfred E. Perlman: Twentieth Century Railroad Visionary* – Lee Perlman. Second Friday at the Ashland Historic Railroad Museum, 258 A Street, Suite 7 (upstairs), Ashland, Ore. Program starts at 6:30 pm. Info: 541-261-6605, <http://www.ashlandrrmuseum.org/>

Oct 8 - PNR/NMRA 1st Division Fall Mini-Meet – Meet at the Emerald People's Utility District Corp HQ, 33733 Seavey Loop Road, Eugene, Ore. Doors open at 8am, clinics start at 9am. Clinics, layout tours, popular model contest, and more. Info: <http://pnr.nmra.org/1div/> and Lee Temple 541-225-7394 ttandt@ram-mail.com

Oct 8-9 - Eastern Cascades Model RR and Central Oregon Live Steamers Open House, Bend, Ore. HO club and 1½ inch railroads on 5 forested acres. Info: <http://www.ecmrr.org/default.aspx> or 541-317-1545.

Oct 14 – *Tragedy at the Tunnel: The DeAutremont Train Robbery* – Scott Mangold. Second Friday at the Ashland Historic Railroad Museum, 258 A Street, Suite 7 (upstairs), Ashland, Ore. Program starts at 6:30 pm.

Oct 22-23 – 4th Annual Model Railroad Show & Sales Event, Klamath Rails Model RR Club, Klamath County Fairgrounds, Klamath Falls, Ore. Sat 9-5, Sun 9-4. Info: Steve Hart 541-892-2550, Joe Brick 541-883-3071.

Nov 12-13 – 35th International Railfair, Placer County Fairgrounds, Roseville, Calif. Sat 10-5, Sun 10-4. Info: www.internationalrailfair.com

Nov 26-27 – 34th Annual Rogue Valley Railroad Show, Medford Armory, 1701 S. Pacific Hwy, Medford, Ore. Info: Brad at 541-535-7952, Bruce 541-890-8145 or iwcerr@charter.net

EXTRA 2011 WEST - The Unconventional Convention. Jim D. and I had a good time at the NMRA convention in Sacramento. Lots of good clinics and tours, made new friends and had a super time at the National Train Show...135,000 square feet of layouts, displays and exhibits. WOW!! Many clinic handouts are available and downloadable online at the convention website:

<http://www.x2011west.org/handouts.html> Check it out, you might find something of interest. Set aside some time in **2015** for the NMRA convention will be in Portland, Oregon.

Railroad Prohibitions: At one time, these were (and sometimes still are) actual laws or [railroad](#) rules.

A [Chicago, Illinois](#) law once prohibited eating in a place that was on fire. After much discussion, a 1912 amendment exempted dining cars on steam trains.

In Seattle, [Washington](#), women who sit on men's laps on trains without placing a pillow between them would face an automatic six-month jail term..

In [South Dakota](#), it is illegal to place firecrackers on [railroad](#) track. The fine doubles if they are lit!! (08/15/2011)